



## **IUB Spring 2017 Online Course Questionnaire (A - F) Individual Report for EDUC Y613 (LEC) 9599 CRITICAL QUALITATVE INQUIRY II (Barbara Dennis)**

### **IUB Spring 2017 Course Questionnaire**

Project Audience 19

Responses Received 10

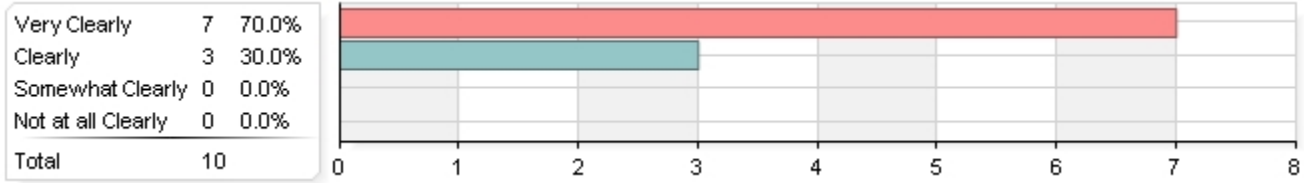
Response Ratio 52.6%

**Creation Date** Thu, May 18, 2017



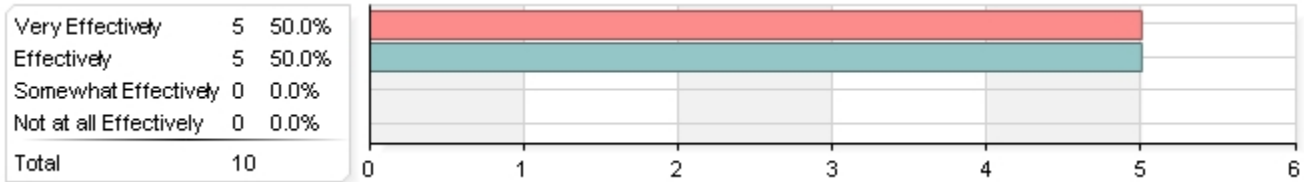
## University Questions

### How clearly were course learning goals and objectives communicated to you?



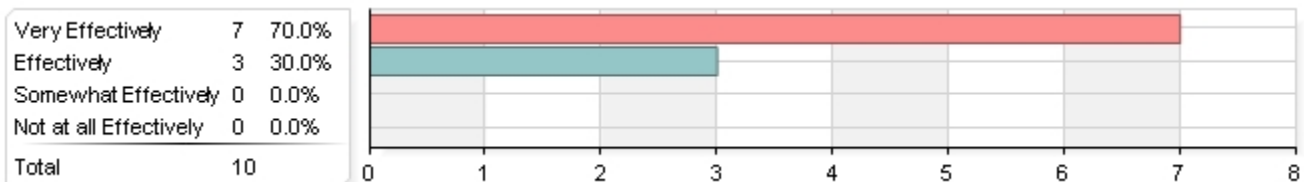
Question	Course			Department. (EDUC)			Institution		
	Mean	Response Count	Standard Deviation	Mean	Response Count	Standard Deviation	Mean	Response Count	Standard Deviation
How clearly were course learning goals and objectives communicated to you?	3.7	10	0.5	3.4	3327	0.8	3.4	87820	0.8

### How effectively was class time used to help you learn?



Question	Course			Department. (EDUC)			Institution		
	Mean	Response Count	Standard Deviation	Mean	Response Count	Standard Deviation	Mean	Response Count	Standard Deviation
How effectively was class time used to help you learn?	3.5	10	0.5	3.3	3299	0.9	3.3	87474	0.9

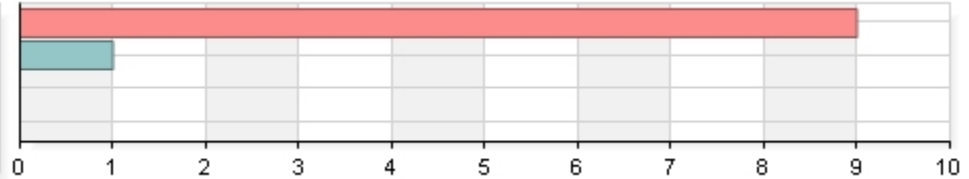
### How effectively did out-of-class work (assignments, readings, practice, etc.) help you learn?



Question	Course			Department. (EDUC)			Institution		
	Mean	Response Count	Standard Deviation	Mean	Response Count	Standard Deviation	Mean	Response Count	Standard Deviation
How effectively did out-of-class work (assignments, readings, practice, etc.) help you learn?	3.7	10	0.5	3.2	3301	0.9	3.2	87371	0.9

**How available was the instructor to provide help when needed (in person, by email, office hours, etc.)?**

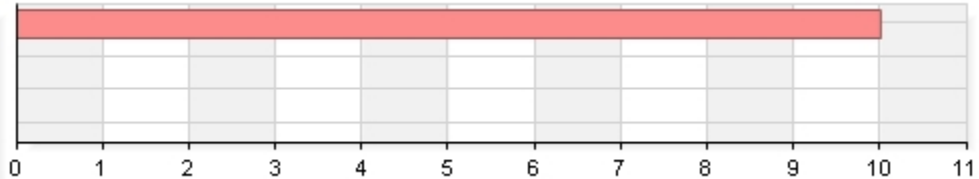
Very Available	9	90.0%
Available	1	10.0%
Somewhat Available	0	0.0%
Not at all Available	0	0.0%
<b>Total</b>	<b>10</b>	



Question	Course			Department. (EDUC)			Institution		
	Mean	Response Count	Standard Deviation	Mean	Response Count	Standard Deviation	Mean	Response Count	Standard Deviation
How available was the instructor to provide help when needed (in person, by email, office hours, etc.)?	3.9	10	0.3	3.6	3455	0.7	3.5	94435	0.7

**How likely would you be to recommend this course with this instructor?**

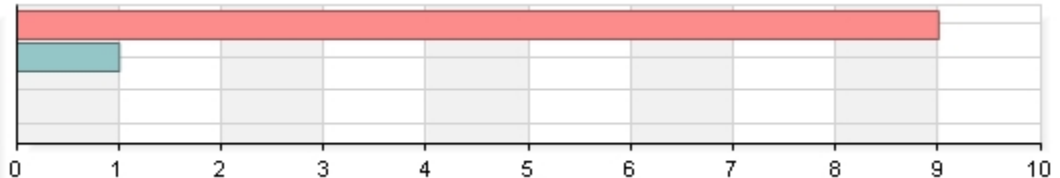
Very Likely	10	100.0%
Likely	0	0.0%
Somewhat Likely	0	0.0%
Not at all Likely	0	0.0%
<b>Total</b>	<b>10</b>	



Question	Course			Department. (EDUC)			Institution		
	Mean	Response Count	Standard Deviation	Mean	Response Count	Standard Deviation	Mean	Response Count	Standard Deviation
How likely would you be to recommend this course with this instructor?	4.0	10	0.0	3.4	3472	0.9	3.3	94708	0.9

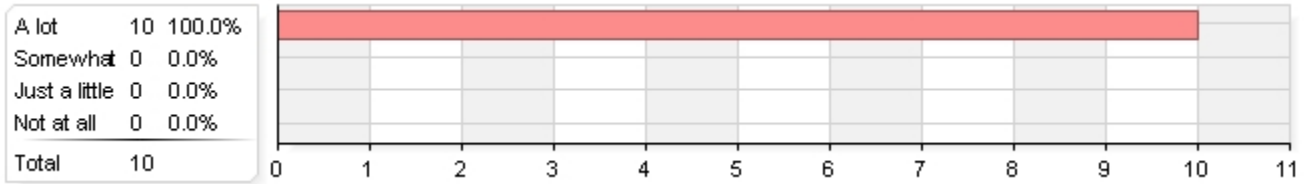
**How much did the instructor motivate you to do your best work?**

A lot	9	90.0%
Somewhat	1	10.0%
Just a little	0	0.0%
Not at all	0	0.0%
<b>Total</b>	<b>10</b>	



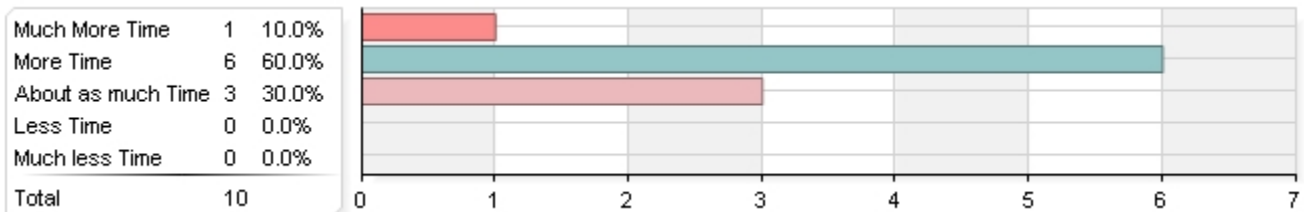
Question	Course			Department. (EDUC)			Institution		
	Mean	Response Count	Standard Deviation	Mean	Response Count	Standard Deviation	Mean	Response Count	Standard Deviation
How much did the instructor motivate you to do your best work?	3.9	10	0.3	3.6	3454	0.7	3.5	94023	0.8

### How much did the instructor emphasize student learning and development?



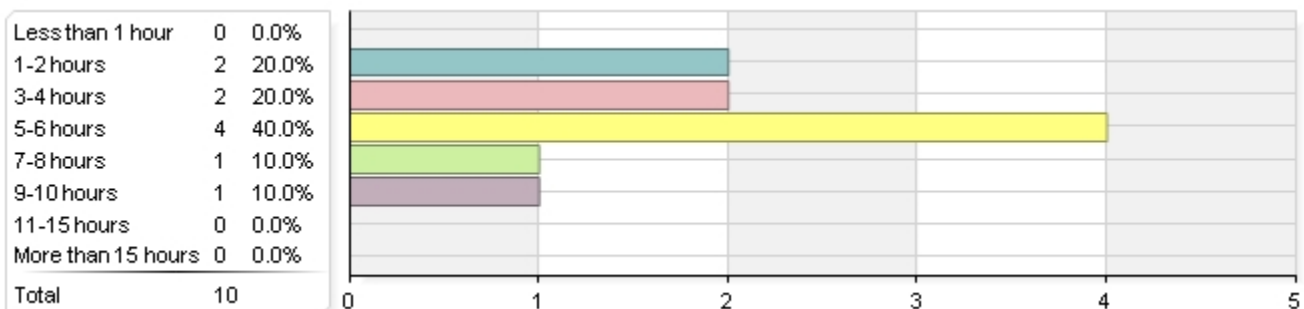
Question	Course			Department. (EDUC)			Institution		
	Mean	Response Count	Standard Deviation	Mean	Response Count	Standard Deviation	Mean	Response Count	Standard Deviation
How much did the instructor emphasize student learning and development?	4.0	10	0.0	3.7	3421	0.6	3.6	92989	0.7

### Compared to other courses you've taken, how much time did this course require?



Question	Course			Department. (EDUC)			Institution		
	Mean	Response Count	Standard Deviation	Mean	Response Count	Standard Deviation	Mean	Response Count	Standard Deviation
Compared to other courses you've taken, how much time did this course require?	3.8	10	0.6	3.3	3309	0.9	3.3	87106	1.0

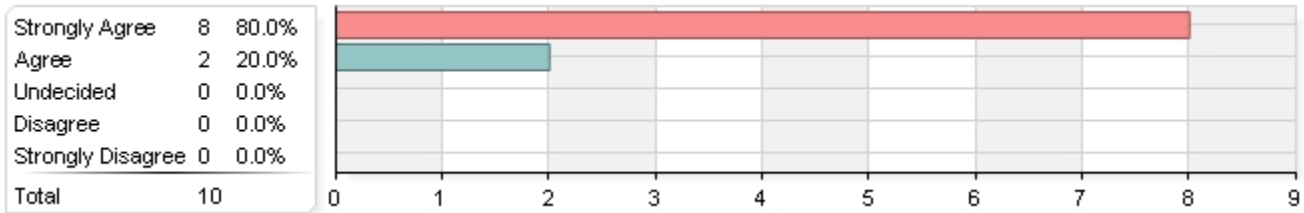
### In a typical week, about how much time did you devote to this course? (Do not count scheduled class time, labs, etc.)



Question	Course			Department. (EDUC)			Institution		
	Mean	Response Count	Standard Deviation	Mean	Response Count	Standard Deviation	Mean	Response Count	Standard Deviation
In a typical week, about how much time did you devote to this course? (Do not count scheduled class time, labs, etc.)	3.7	10	1.3	3.0	3312	1.4	3.0	87412	1.4

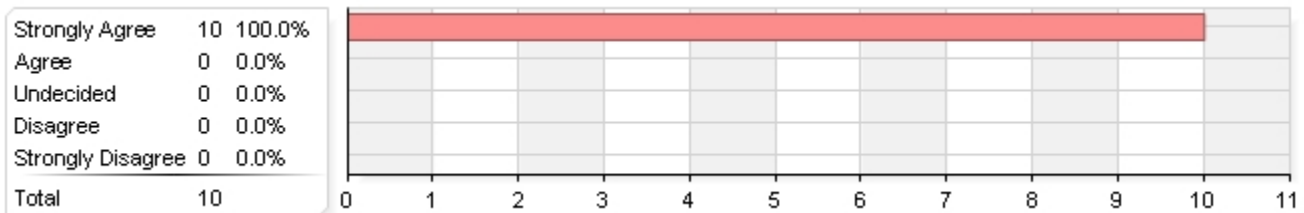
## EDUC Departmental Questions

Overall, I would rate the quality of this course as outstanding.



Question	Course			Department (EDUC)		
	Mean	Response Count	Standard Deviation	Mean	Response Count	Standard Deviation
Overall, I would rate the quality of this course as outstanding.	4.8	10	0.4	4.1	3308	1.1

Overall, I would rate this instructor as outstanding.



Question	Course			Department (EDUC)		
	Mean	Response Count	Standard Deviation	Mean	Response Count	Standard Deviation
Overall, I would rate this instructor as outstanding.	5.0	10	0.0	4.3	3463	1.0

## EDUC Open Ended Questions

### What did you like most about this course and instructor?

#### Students

Barbara is extremely intelligent when it comes to the subject matter, and understands how to relay her knowledge to others in a very practical way. If ever I did not understand something, she was always there to help guide me through the process. I honestly recommend this course to many in my field. She is a very passionate educator!

Barbara is very passionate about what she teaches and knows a lot about her subject. It definitely shows. I liked the hands on experience and the team aspect of the course.

Dr. Dennis is one of the kindest professors out there. She helped every single one of us to help us achieve the course requirements and went above and beyond to make sure she let every student know she cared about him or her. I personally wish I had taken this course years prior to help me with my qualitative inquiry methods.

I really like our discussions and the fact that the class is flexible. I can feel that Barbara cares more about our development as researchers than about sticking to deadlines which is helpful. I als appreciate that in her feedback she is never over critical, and focuses on being helpful.

Dr. Dennis's critical and valuable comments and feedback about the assignments are really helpful for me to understand the concepts of critical qualitative inquiry in education.

It's an amazing course taught by an incredibly brilliant, kind, and approachable instructor. The content is incredibly useful and Barbara is a gifted researcher with an ease of teaching that creates a very positive environment.

I really like her flexibility and the way her class is structured.i learned a lot in this class. Barbara is a great educator!

Barbara was a great teacher/instructor. She genuinely cared about her students as PEOPLE first and students second (which is the right way!). She was able to understand and empathize with her students when they were experiencing tough situations but she also held us to a high standard. This course was an amazing opportunity for exploration, inclusiveness, and wrestling with tough subjects in a "safe" learning environment. Also, the students in the class were so dynamic and were able to really challenge each other and Barbara allowed for this exploration in a safe and accepting learning environment. She also allowed for student-driven learning, which allowed our class to lead the growth of the class and not push us beyond where we were ready. She allowed us to choose our course of learning while still teaching us what we were ready to learn. Doing the analyses was extremely helpful to learn what and how to do it and her comments back were incredibly insightful and helpful in thinking beyond my own work.

Barbara is very knowledgeable about the subject matter and her passion for this methodology is obvious. The course was a good balance of practical and theoretical.

## What did you like least about this course and instructor?

### Students

N'

I struggled with the theory, I would have appreciated perhaps splitting the Derrida and Foucault days rather than trying to fit them into one day.

Nothing. It and she were great!

I really enjoyed this course and don't have a lot of critical feedback. However, one thing that I wish would have been different was more time to focus on the paper. I'm glad there was flexibility at the end, but I think we could have used an example to help guide us. I'm used to writing in a structured "quantitative" way and so I felt a bit more unsure about what I was doing.

N'

Not much at all--she's pretty darned amazing

There were so many abstract concepts in this course that were really tough to grasp and I'm not sure that many of the students were able to get them. I had a hard time visualizing alot of my work and I wish we would have been working on some of the concepts throughout the entire year instead of finishing them all in the paper. For example, sharing some of our findings earlier, analyzing our data and sharing the results earlier, understanding metatheory earlier, etc. When Stephanie presented her data, it was the first time that I could conceptualize what a paper could look like. There were such great scholars in the class, that I wish we would have done more of those presentations throughout the school year so we could learn from each other on what it could look like and how to move forward. I think we could have broken up the paper more throughout the second semester into presentations , it would have been more helpful to be able to really conceptualize how to write about our topic.

Also, Michael was great and intellectually challenging, but many of Michael's comments were so abstract that he lost alot of us in translation. There were many times that we would leave feeling like we had no idea what he was talking about. But, when he would talk 1-on-1 he was better at relating abstract comments to the individual, which was helpful.

Class sometimes meandered a bit.